



## Age based pain consult tool

A pain consultation is an opportunity to gain useful insights into patients' experience of pain. It's a chance to create a tailored treatment plan to help patients live well with less pain.

### Start with the right body language<sup>1</sup>

	✓	✗
Facial expression	Smile and appear empathetic.	Avoid frowning as it could indicate disagreement.
Eye contact	Make direct eye contact, keeping eyes wide to show interest.	Avoid looking down or away while your patients are speaking. Avoid raised eyebrows.
Hands and arms	Keep arms uncrossed. Use arm and hand movements, but don't overdo it.	Don't cross your arms - it creates a barrier.
Legs	Maintain a relaxed, open stance.	Don't cross your legs - it can indicate disagreement, uncertainty or disinterest.
Body position	Leaning slightly forward shows interest.	A relaxed, upright posture conveys confidence. Avoid shaking your head as it indicates disagreement.
Head	Occasional nodding shows reassurance. Tilting the head shows interest.	Don't lean in too close. Avoid turning away, but if you have to explain why.

### Watch out for red flags

**If you spot any warning signs in what the patient is telling you, you should refer to an appropriate specialist. These could include<sup>2</sup>:**

- Bleeding or recent physical trauma
- Severe unremitting pain
- Difficulty breathing or dizziness
- Severe or persistent headaches
- Loss of physical function, particularly asymmetrical
- Neck pain or stiffness with photophobia (sensitivity to light)
- Unexplained seizure or weight loss
- Visual disturbance



And remember to keep an eye on the patient's body language too. It can indicate if they're feeling uncomfortable or hesitant to share their feelings and thoughts.




Brought to you by








**#ListenToPain**

# Key Considerations while consulting patients with different age groups

Medical consultations vary across age groups<sup>3</sup> suggest key considerations to the specific needs of different age groups by identifying the unique developmental, emotional, and health needs of patients<sup>8</sup>:

<p><b>Children</b> (0-18 years)</p> 	<ul style="list-style-type: none"> <li>• <b>Building initial rapport:</b> Use simple language<sup>5</sup>, visual aids, and play-based techniques to engage<sup>4</sup></li> <li>• <b>Respect for Autonomy:</b> Children's pain should be self-reported. When self-reporting is not possible (e.g., due to young age, cognitive impairment, and mechanical ventilation), a behavioral pain scale or checklist should be used<sup>5</sup></li> <li>• <b>Shared decision making:</b> Encourage to express their concerns and preferences, advise children what the options are, what treatments may involve, the pros and cons, and likely effects<sup>4</sup>.</li> </ul>
<p><b>Adult</b> (19-64 years)</p> 	<ul style="list-style-type: none"> <li>• <b>Complex Information:</b> Adults may require more detailed explanations regarding their health conditions and treatment plans<sup>10</sup>. Using clear, jargon-free language is essential<sup>9</sup>.</li> <li>• <b>Respect of autonomy:</b> This group expected to being treated with respect, and the responsiveness of professionals to their queries and requests.</li> <li>• <b>Shared Decision-Making:</b> Involve patients in discussions about their care options and seek their preference to enhance adherence to treatment<sup>10</sup>.</li> </ul>
<p><b>Elderly</b> (65+ years)</p> 	<ul style="list-style-type: none"> <li>• <b>Building initial rapport:</b> Use simple, common language and ask if clarification is needed.</li> <li>• <b>Avoid hurrying older patients:</b> Be mindful of an older person's pace while questioning or listening their concerns.</li> <li>• <b>Respect for autonomy:</b> Speak to the patient as a fellow adult and treat them with respect and empathy. Having physical, sensory, or cognitive impairments does not lessen the maturity of an adult patient.</li> <li>• <b>Shared decision making:</b> Ask about their goals and preferences for care and focus on what matters most to them<sup>6</sup>.</li> </ul>

A widely-recognized Calgary-Cambridge Consultation guide (enhanced): building the relationship & structuring the medical interview<sup>7</sup>.

 <p><b>Initiating the Session</b></p>	 <p><b>Gathering information</b></p>	 <p><b>Physical examination</b></p>	 <p><b>Explanation &amp; Planning</b></p>	 <p><b>Closing the session</b></p>
<ul style="list-style-type: none"> <li>• Preparation</li> <li>• Establishing initial rapport</li> <li>• Identifying the reason(s) for consultation</li> </ul>	<ul style="list-style-type: none"> <li>• Exploration of the Patient's Problems to discover:</li> <li>• the bio-medical perspective (disease)</li> <li>• the patient's perspective (illness)</li> <li>• background information (context/History)</li> </ul>	<ul style="list-style-type: none"> <li>• Examining a patient for any possible medical signs or symptoms of a medical condition.</li> </ul>	<ul style="list-style-type: none"> <li>• providing the appropriate information</li> <li>• aiding accurate recall and understanding</li> <li>• Achieving shared understanding: incorporating the patient's illness framework</li> <li>• planning: shared decision making</li> </ul>	<ul style="list-style-type: none"> <li>• ensuring appropriate point of closure</li> <li>• forward planning</li> </ul>

Brought to you by



**#ListenToPain**

## OTC medication:

Pain relief medications vary widely in their suitability and safety across different age groups.

### Haleon Pain portfolio covers all age groups

#### Children

1. Panadol kids
2. Panadol Advance
3. Advil kids
4. Advil liqui-gel

#### Adult

1. Panadol Joint
2. Panadol Extra
3. Voltaren 1% & 2% gel
4. Advil liqui-gel

#### Elderly

1. Panadol Joint
2. Panadol Extra
3. Voltaren 1% & 2% gel
4. Advil liqui-gel

#### Use OTC cautiously in case of:

1. Other concurrent medications, including natural remedies
2. Pre-existing medical conditions
3. Smoking/alcohol consumption
4. Patient >65
5. Allergies

## References:

1. Centre for Pharmacy Postgraduate Education. 2014. Consultation Skills for Pharmacy Support Staff.
2. The Pharmaceutical Journal. 2021. How to support patients with acute pain in community pharmacy - The Pharmaceutical Journal.
3. DeVoe JE, Wallace LS, Fryer GE Jr. Patient age influences perceptions about health care communication. Fam Med. 2009 Feb;41(2):126-33.
4. Davison G, Conn R, Kelly MA, et al., Fifteen-minute consultation: Guide to communicating with children and young people Archives of Disease in Childhood - Education and Practice 2023;108:91-95.
5. Evelyne D Trottier et al. Best practices in pain assessment and management for children, Paediatrics & Child Health, Volume 27, Issue 7, December 2022, Pages 429-437.
6. Kurtz S, Silverman J, Benson J et al. Marrying content and process in clinical method teaching: enhancing the Calgary-Cambridge guides. Acad Med.2003;78(8):802-9.
7. NIH National Institute on Aging (NIA). Talking With Your Older Patients. Last reviewed: January 25, 2023.
8. Peck BM. Age-related differences in doctor-patient interaction and patient satisfaction. Curr Gerontol Geriatr Res. 2011;2011:137492.
9. Allen KA, Charpentier V, Hendrickson MA, Kessler M, Gotlieb R, Marmet J, Hause E, Praska C, Lunos S, Pitt MB. Jargon Be Gone - Patient Preference in Doctor Communication. J Patient Exp. 2023 Feb 28.
10. Lisa Maria E. Frantsve, Robert D. Kerns, Patient-Provider Interactions in the Management of Chronic Pain: Current Findings within the Context of Shared Medical Decision Making, Pain Medicine, Volume 8, Issue 1, January 2007, Pages 25-35.

For Healthcare professionals only, Always read label before use. If you wish to report any adverse event, product quality complaint, or Medical enquiry, please contact us at [mystory.ae@haleon.com](mailto:mystory.ae@haleon.com) or +973 16500 404.

Item Code: PM-BH-ADV-24-00001 | Preparation date: Dec 2024

Brought to you by



**#ListenToPain**